



Palace Giant L+XL & Mid Tower

PCT310321



Item no. PCT310321-0901	
General Product Information	
Dimensions LxWxH	1866x1503x891 cm
Age group	6+
Play capacity (users)	100
Colour options	



WOW! The Palace Giant L + XL is an amazing playscape with sky high climbs and slide rides, hugely thrilling. The unique variety of speedy slides and glides, gentle sways and stays and not least wild climbs attract vigorous play, over and over. The see-through towers are meandering climbs inside, developing children's muscles and coordination with steep

steps and open ropes. The open and closed slides and glides offer each their fast rides. This is severe fun. It stimulates social-emotional skills such as self-regulation, risk-taking and empathy. The balance bridges and climbers add thrill out in the open. They stimulate the senses of balance and space. That matters for children's ability to manage

streets securely. Varied places for swaying, talking tubes and tic-tac-toe make a ground level that adds opportunities to chill and make friends in play.



Palace Giant L+XL & Mid Tower

PCT310321



Panels of 19mm EcoCore™. EcoCore™ is a highly durable, eco friendly material, which is not only recyclable after use, but also consists of a core produced from 100% recycled post consumer material from food packing waste.



All decks are supported by unique designed low-carbon aluminum profiles with multiple attachment options. The grey colored molded decks are made of 75% post-consumer ocean waste PP material with a non-skid pattern and texture surface.



The main posts have an alloy with improved tensile and yield strength to ensure superior structural integrity of the high towers. The posts has hot dip galvanised base and powder coated top finish which ensure long lifetime.



High-quality polycarbonate with a thickness of 15mm. The graphic prints are added by a unique multi-layer print process where the inner layer is the image and outer transparent layer functions as protection. Both PC panel and the water-based lacquer are UV stabilized to prevent fading.



Fully welded steel frame with 45° cross welded steel grid of round steel pins with a diameter of 4mm. The airflow panel contributes to the overall structural integrity of the GIANT towers.



Curved and straight tunnel slide of either PE or stainless-steel material and supported by multiple steel rods to a center steel post. The tunnel slides are designed with perfect curve and inclination for a playful ride.

Item no. PCT310321-0901

Installation Information

Max. fall height	284 cm
Safety surfacing area	214.5 m ²
Number of installers	2
Total installation time	319.5
Excavation volume	25.29 m ³
Concrete volume	11.49 m ³
Footing depth (standard)	90 cm
Shipment weight	6,933 kg
Anchoring options	In-ground ✓ Surface ✓

Warranty Information

EcoCore HDPE	Lifetime
Steel post HDG	Lifetime
PP Decks	10 years
Ropes & nets	10 years
Spare parts guaranteed	10 years






Cradle to Gate A1-A3	Total CO ₂ emission	CO ₂ e/kg	Recycled materials
	kg CO ₂ e	kg CO ₂ e/kg	%
PCT310321-0901	16,961.50	3.08	48.80

The overall framework applied for these factors is the Environmental Product Declaration (EPD), which quantifies "environmental information on the life cycle of a product and enable comparisons between products fulfilling the same function" (ISO, 2006). This follows the structure and applies a Life-Cycle Assessment approach to the entire Product stage from raw material through manufacturing (A1-A3))

Kompan A/S
 C.F. Tietgens Boulevard 32C
 DK-5220 Odense SØ
 Denmark



Validation of CO₂ calculation of: Themed play systems



Data version no. 2021-09-27

The CO₂ calculation and data are in compliance with the principles of a carbon footprint impact according to the GHG protocol (Greenhouse Gas Protocol), Scope 3, cradle to gate related to all individual components in the product category: "Themed play systems" represented by item no.: MSC641100-3717P.

(Scope 3 emissions include emission sources in the upstream and downstream value chain).

Date: 15. October 2021 | Valid until: 15. October 2023

Validated by:

Bente Hviid, Senior Consultant

Peter Bendtsen, Senior Consultant

Validation based on report: Validation of CO₂ calculation of 8 categories of Kompan product line, version 1.0, prepared by: Bureau Veritas HSE, Denmark: Bente Hviid and Peter Bendtsen.

Publication date: 15. October 2021

By Bureau Veritas HSE
 www.bureauveritas.dk
 +45 7731 1000

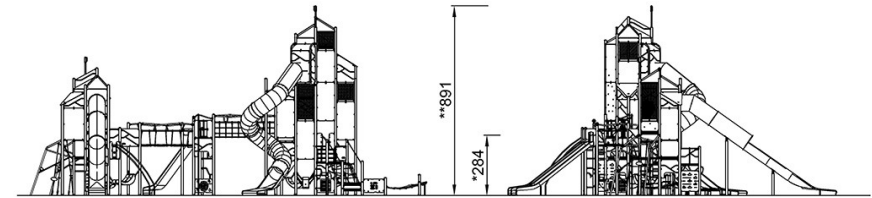
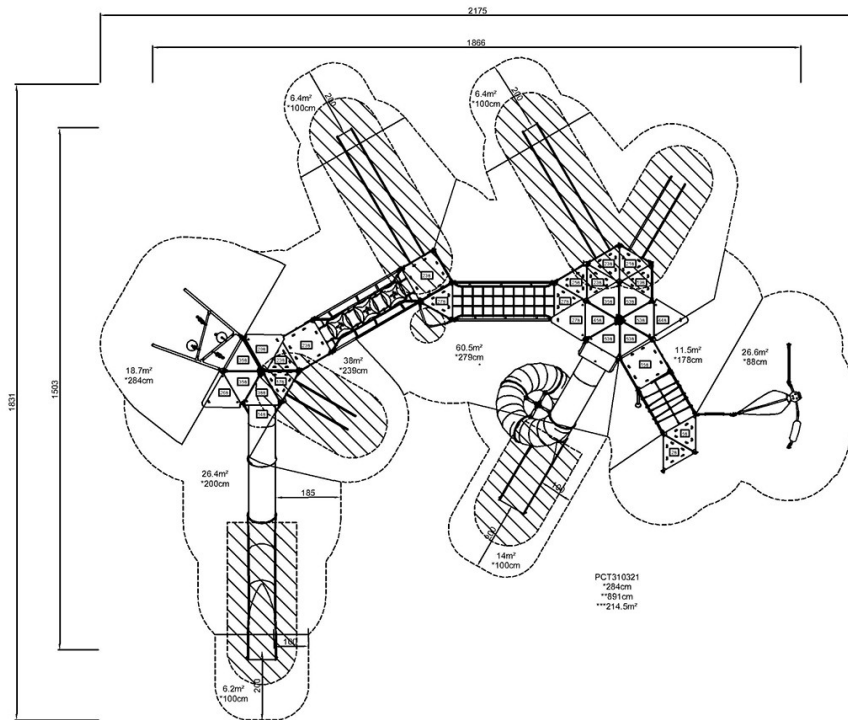


Palace Giant L+XL & Mid Tower

PCT310321

* Max fall height | ** Total height | *** Safety surfacing area

* Max fall height | ** Total height



PCT310321

[Click to see TOP VIEW](#)

[Click to see SIDE VIEW](#)