



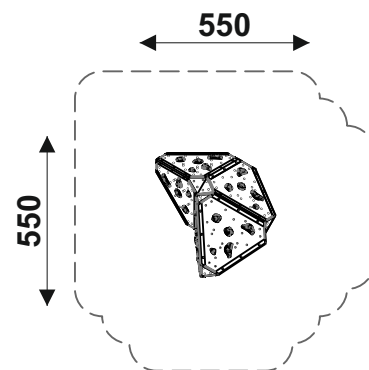
PRODUCT SHEET

art. 7551 ATUM



■ CATALOG COLLECTION	PLAYGROUND ESSENTIALS
■ PRODUCT CODE AND NAME	7551 ATUM
■ DIMENSIONS	L. 220cm - W. 230cm - H 170cm
■ SUGGESTED AGE OF USE	5-12 years
■ COMPOSITION	19mm thick HDPE sheet climbing walls jointed together by 30/10 metal sheet inner plates and external 20/10 metal sheet angulars. Equipped with 35 rosin quarz sand handles.

■ SECURITY AREA:



IMPACT ATTENUATING SURFACE:
MAX. 30,25 m²
MIN. 27,25 m²

MAXIMUM CFH:
170cm

- Make a proper security surface according to CFH.
- Periodic maintenance is mandatory, following manual supplied to customer.