



**FRE601301**

# Panna Court, High



The distance between the vertical tubes is small enough to keep even small balls, such as field hockey balls, inside the pitch at all times. By embedding the tubes into the steel frame we have created an extremely vandalism proof Panel that can be placed in the toughest of neighborhoods. The galvanized tubes almost disappear from a distance. This transparent design makes it easy to follow the game and makes the architectural environment stand out. The hockey entrance is low enough to provide and easy access but will keep most balls in play to assure a fast game.

**Product Line** Multi Use Games Area

**Category** Goal Walls & Panna

**Age group** 3+

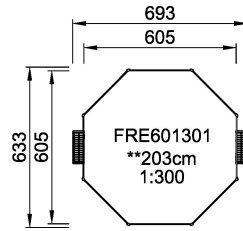


**SUR-  
FACE**

**IN-  
GROU.**



**ASTM**



FRE601301  
1:300

\* = Highest designated play surface.  
\*\* = Total height of product.

<b>Weight/heaviest parts</b>	kg.	<b>Installation (Manpower)</b>	Persons
<b>Concrete required</b>	NaN m3	<b>Installation (Hours)</b>	Hours
<b>Foundation amount/footing</b>	NaN	<b>Excavation</b>	NaN m3