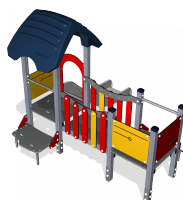


**KPL201102**

## Two tower with panel bridge, alu posts & full steel slide

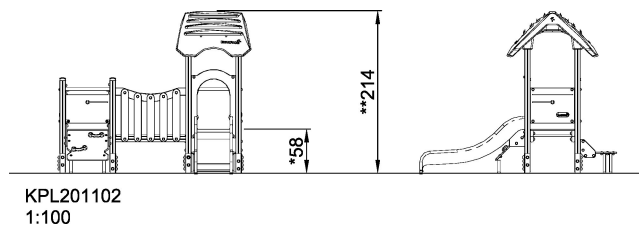
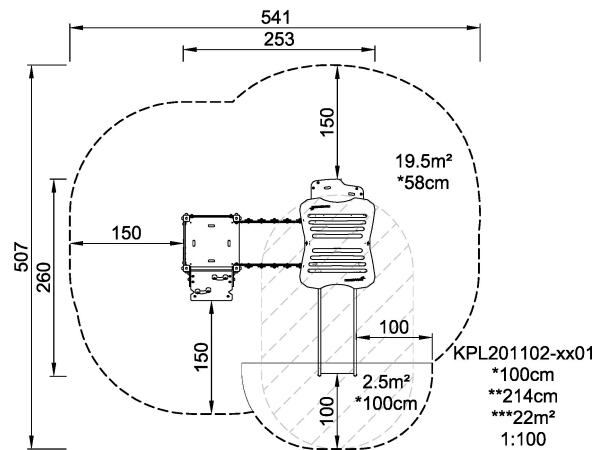


The slide – a popular activity among toddlers, who rejoice at the sensation of whizzing down the slide – will quickly become your playgrounds' primary attraction. Furthermore, the structure also includes a rock climber, offering an alternative access to the structure. All in all, this little play structure holds the perfect physical challenge for all toddlers, and the open structure invites caregivers and peers to join in.

<b>Product Line</b>	Traditional Play
<b>Category</b>	SIMPLY PLAY towers
<b>Age group</b>	1 - 4
<b>Max. fall height (CM)</b>	100
<b>Total height (CM)</b>	214
<b>Safety Zone</b>	22 m2



IN-  
GROU.



\* = Highest designated play surface.  
\*\* = Total height of product.

<b>Weight/heaviest parts</b>	kg.	<b>Installation (Manpower)</b>	Persons
<b>Concrete required</b>	NaN m3	<b>Installation (Hours)</b>	Hours
<b>Foundation amount/footing</b>	NaN	<b>Excavation</b>	NaN m3