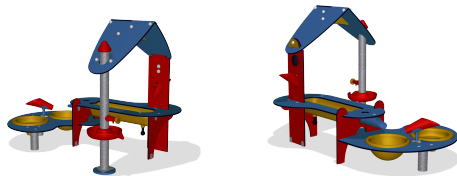


M590

# Mermaid's Fountain



The curved blue roof of the Mermaid's Fountain, which can be seen from afar, tempts children to join in the game. Playing with water is a fascinating pastime and with just a light touch of the button, children can start the fountain. The water sparkles down into a red swivel basin and through the funnel down into waiting hands, or into watering cans and buckets. The water can be poured into the cone-shaped funnel where it splashes into a long channel. From here the water goes through a pipe down to a lower level, finishing in a detachable basin. By means of the swivel funnel children can have hours of fun, transferring the water back and forth between the basin and the funnel, and the never-ending game can start all over again.

<b>Product Line</b>	Traditional Play
<b>Category</b>	Sand & water play
<b>Age group</b>	2 - 6
<b>Total height (CM)</b>	160
<b>Safety Zone</b>	19.1 m <sup>2</sup>



SOCIALIZE



CONSTRUCT



INCLUSIVE

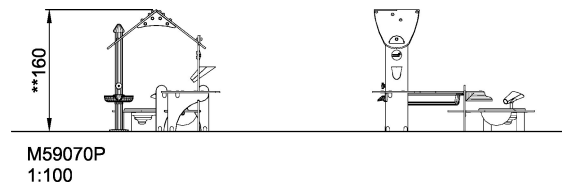
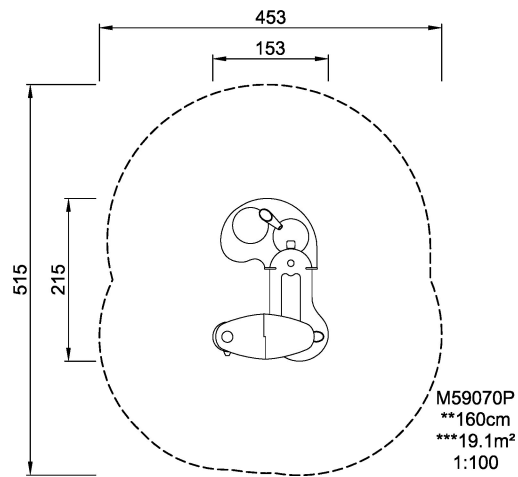


SUR-  
FACE



ADA / INCLUSIVE

ASTM



\* = Highest designated play surface.  
\*\* = Total height of product.

<b>Weight/heaviest parts</b>	kg.	<b>Installation (Manpower)</b>	Persons
<b>Concrete required</b>	NaN m3	<b>Installation (Hours)</b>	Hours
<b>Foundation amount/footing</b>	NaN	<b>Excavation</b>	NaN m3