


MSC5414

Double Car



This wonderfully recognisable play furniture offers all the items necessary to spur the imagination and naming of items close to the toddler world and the telling of stories toddlers can relate to. The action taking place in the space surrounding the car is furthered by the manifold tactile and cause-and-effect details. They stimulate the interaction between the inside and the outside of the Double Car.

Product Line	Themed Play
Category	Toddler play
Age group	1 - 4
Max. fall height (CM)	30
Total height (CM)	120
Safety Zone	17.5 m2



SOCIALIZE



CLIMB



CONSTRUCT



DRAMATIC
PLAY



INCLUSIVE



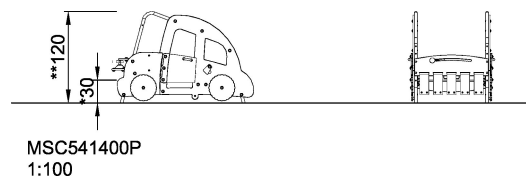
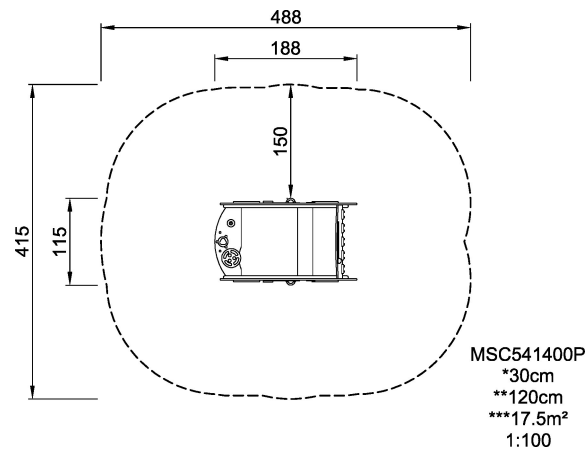
EN 1176

**SUR-
FACE**



ADA / INCLUSIVE

ASTM



* = Highest designated play surface.

** = Total height of product.

Weight/heaviest parts	kg.	Installation (Manpower)	Persons
Concrete required	NaN m3	Installation (Hours)	Hours
Foundation amount/footing	NaN	Excavation	NaN m3