


MSC5419

# SAND & WATER WORKSTATION SURFACE

**KOMPAN**  
Let's play



Sand and water play units offer manipulative items and details that assist sand play: plain tables to build materials on, and not least bowls and scoops to fill and empty. The young child will play with sand just putting it into buckets and emptying the buckets again. The slightly older child will start molding sand into shapes, using it for pretend play. Apart from the intensity and concentration going into the construction play, the child experiences a sense of achievement from having built something. This spurs communication and paves the way for role play and pretend games.

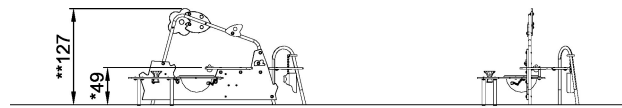
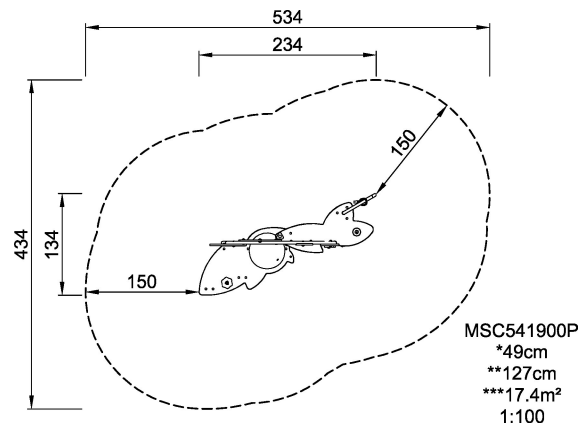
<b>Product Line</b>	Themed Play
<b>Category</b>	Toddler play
<b>Age group</b>	1 - 4
<b>Max. fall height (CM)</b>	49
<b>Total height (CM)</b>	127
<b>Safety Zone</b>	17.4 m2



**SUR-  
FACE**



**ASTM**



MSC54190P  
1:100

\* = Highest designated play surface.  
\*\* = Total height of product.

<b>Weight/heaviest parts</b>	kg.	<b>Installation (Manpower)</b>	Persons
<b>Concrete required</b>	NaN m <sup>3</sup>	<b>Installation (Hours)</b>	Hours
<b>Foundation amount/footing</b>	NaN	<b>Excavation</b>	NaN m <sup>3</sup>