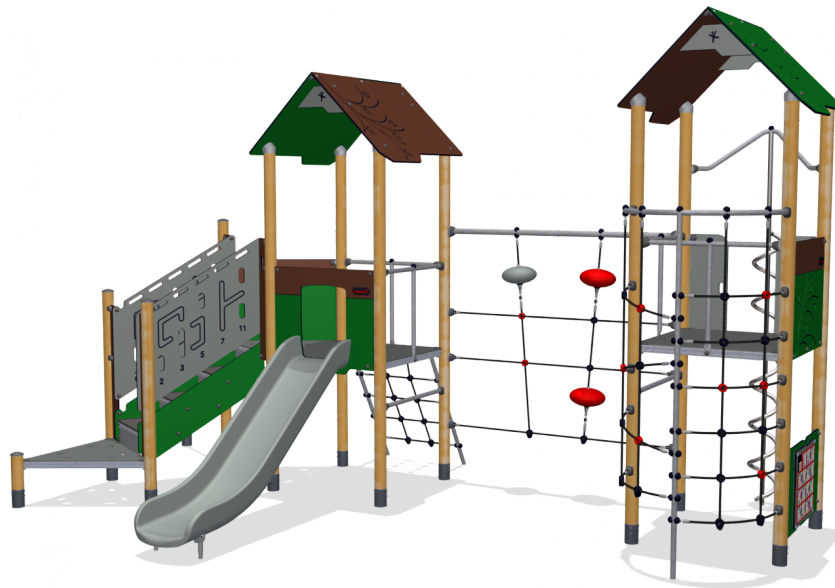


PCM212303

# Double Tower with Climbing Net, Physical, Plastic Slide, Inclusion

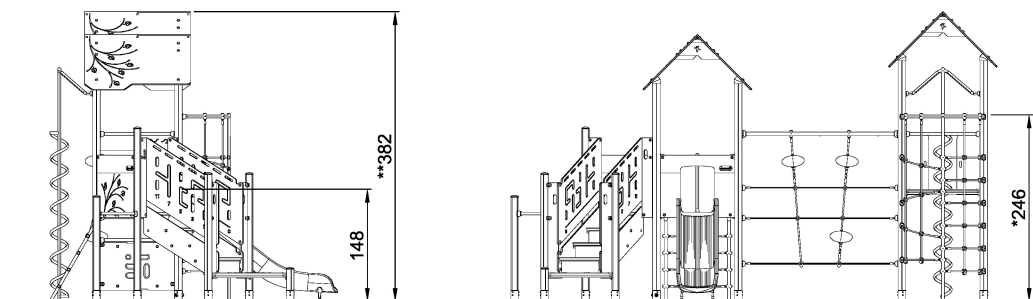
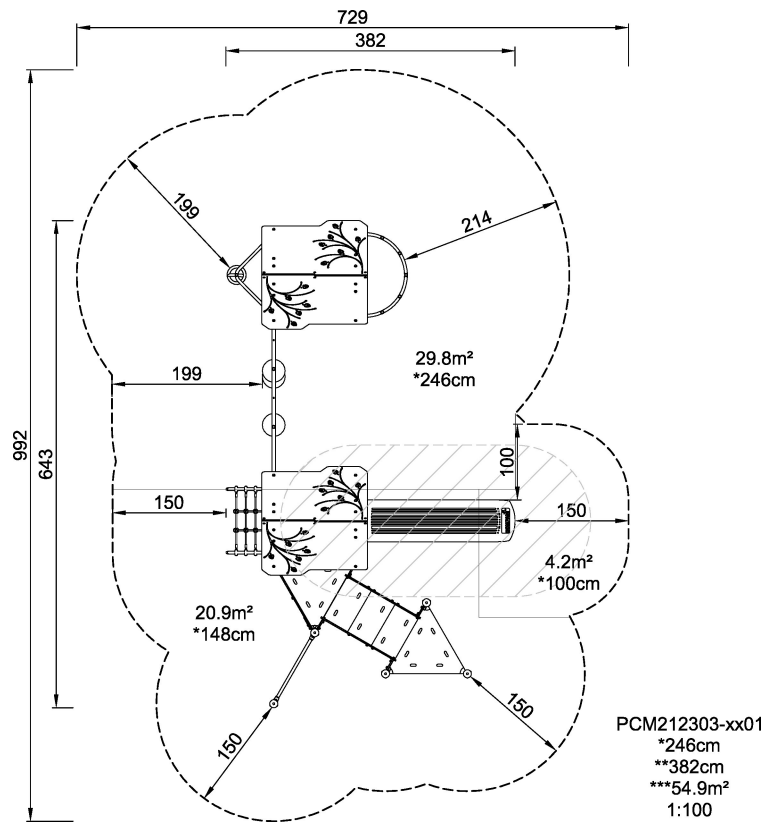


Climbing, rotating and sliding together with friends are eternally popular with school age children. This tall, dense play unit bridges a wide user group with its many different levels of physical play challenge, offering a variety of physical play activity with focus on physical and social interaction. The wild climb up to the high platform is via the curved climbing net with one half of big meshes for heavy, big movement climbing. From the high platform a curly climber leads the child back to the ground in a rotating, downward movement. The other tower can be accessed either by the inclined net access or an accessible stairway,. From this platform a stomach tickling slide back to the ground awaits.

<b>Product Line</b>	Multi play structures
<b>Category</b>	MOMENTS™ School age
<b>Age group</b>	4 - 12
<b>Max. fall height (CM)</b>	246
<b>Total height (CM)</b>	382
<b>Safety Zone</b>	54.9 m2



**SUR-  
FACE**



PCM212303-xx01  
1:100

\* = Highest designated play surface.  
\*\* = Total height of product.

<b>Weight/heaviest parts</b>	kg.	<b>Installation (Manpower)</b>	Persons
<b>Concrete required</b>	NaN m3	<b>Installation (Hours)</b>	Hours
<b>Foundation amount/footing</b>	NaN	<b>Excavation</b>	NaN m3