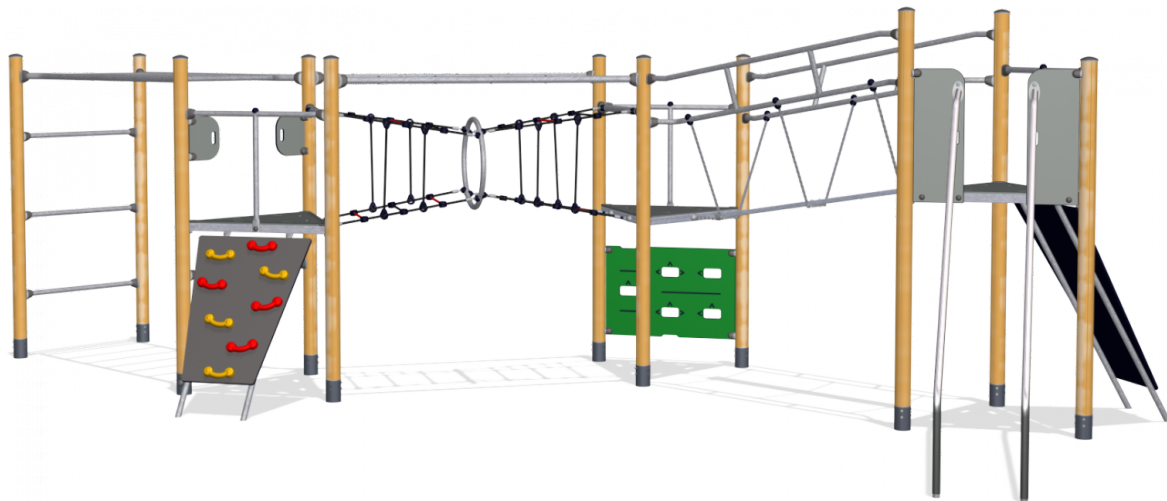


PCM311003

Triple Tower with bridge and tunnel net, Physical

KOMPAN[®]
Let's play

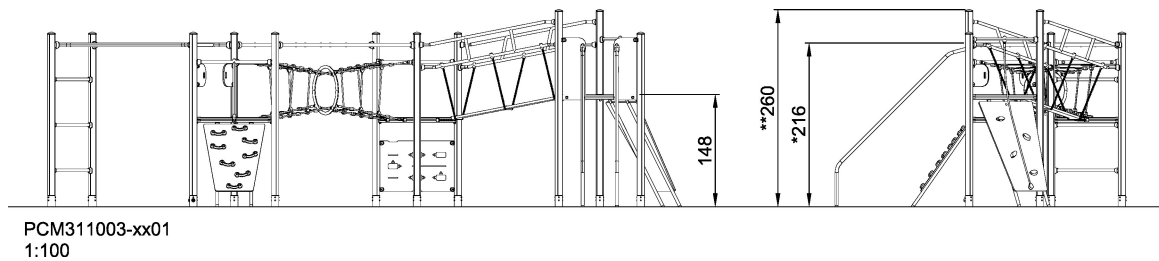
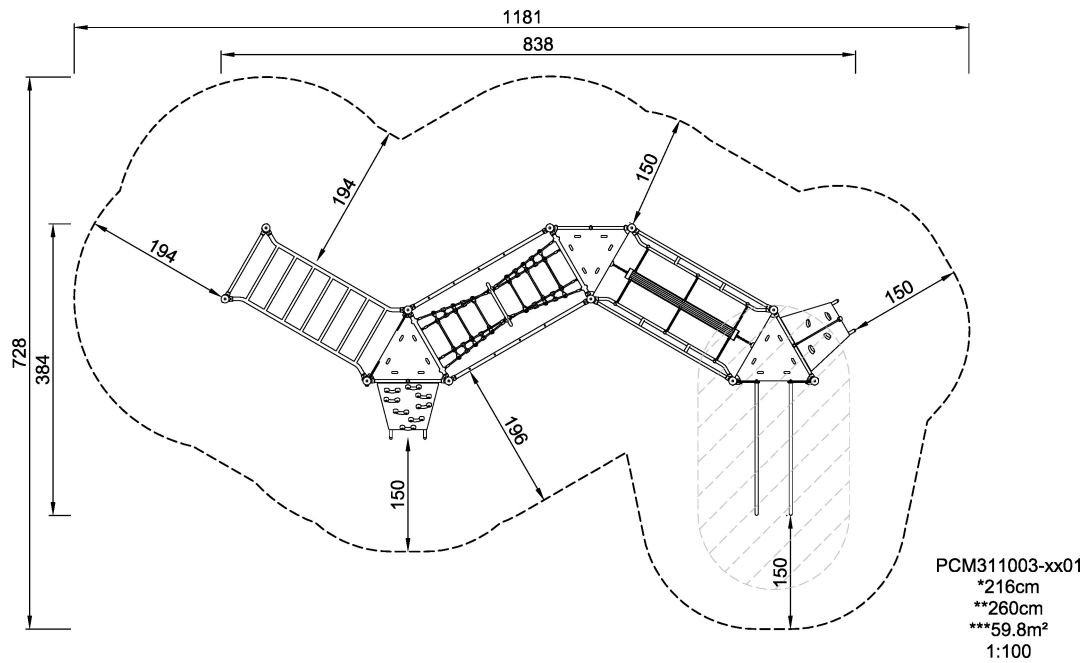


The journey can start from the sturdy steel rung ladder at one end, taking the child up to the overhead ladder. This can be travelled by arm to the other side. Another way into the structure is via the climbing wall with smiley grips. From this platform a net tunnel leads the way, if the child undertakes the wobbly journey of climbing through the net and the steel ring in the middle. This middle platform can also be reached by climbing the sturdy climbing wall. From the next platform, a wobbly plank bridge, demanding full physical focus to get up to the highest platform. The child can also reach the tall platform via a challenging rappelling unit. From up here, the child is rewarded by a fun and quite challenging trip down the banister bars.

Product Line	Multi play structures
Category	MOMENTS™ School age
Age group	6 - 12
Max. fall height (CM)	216
Total height (CM)	260
Safety Zone	59.8 m ²



**SUR-
FACE**



* = Highest designated play surface.
 ** = Total height of product.

Weight/heaviest parts	kg.	Installation (Manpower)	Persons
Concrete required	NaN m ³	Installation (Hours)	Hours
Foundation amount/footing	NaN	Excavation	NaN m ³